

# Rationale for a Potentially Pivotal Study of NE3107 in Parkinson's Disease

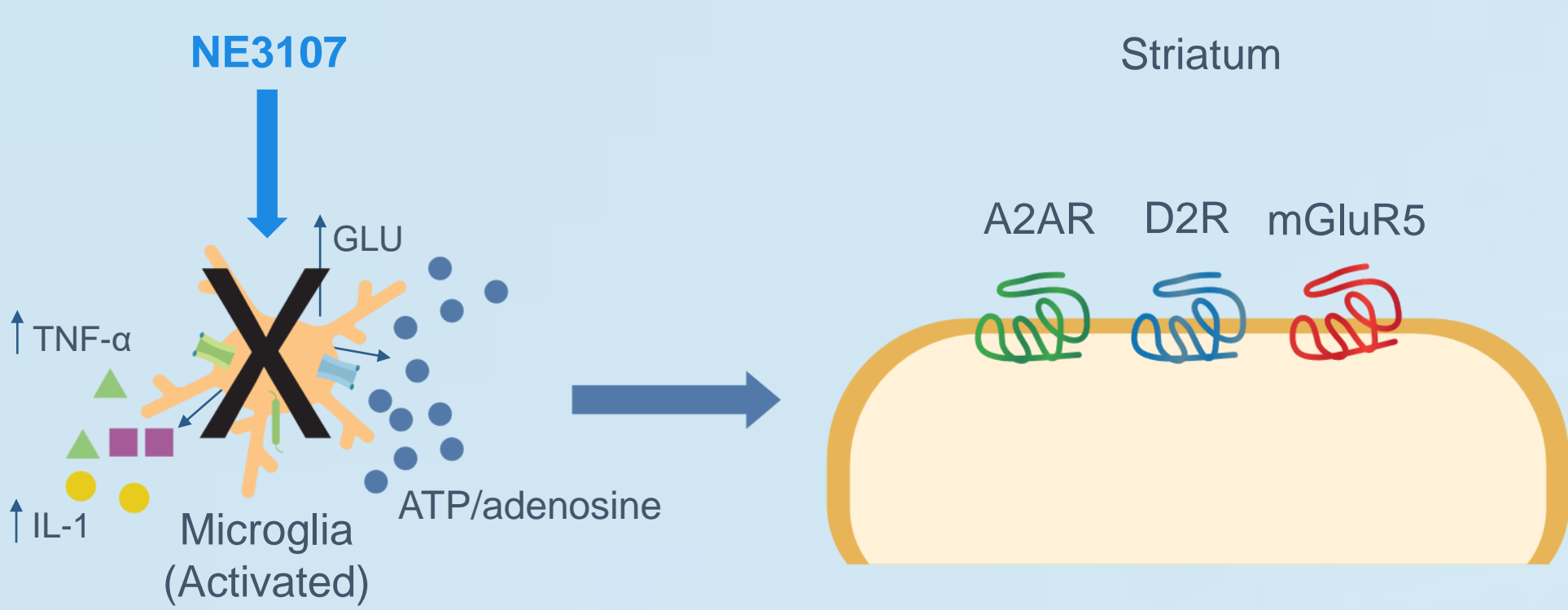
Nily Osman, Clarence Ahlem, Christopher Reading, Joseph Djan, Joseph Palumbo

BioVie Inc., Carson City, Nevada, USA.

## BACKGROUND

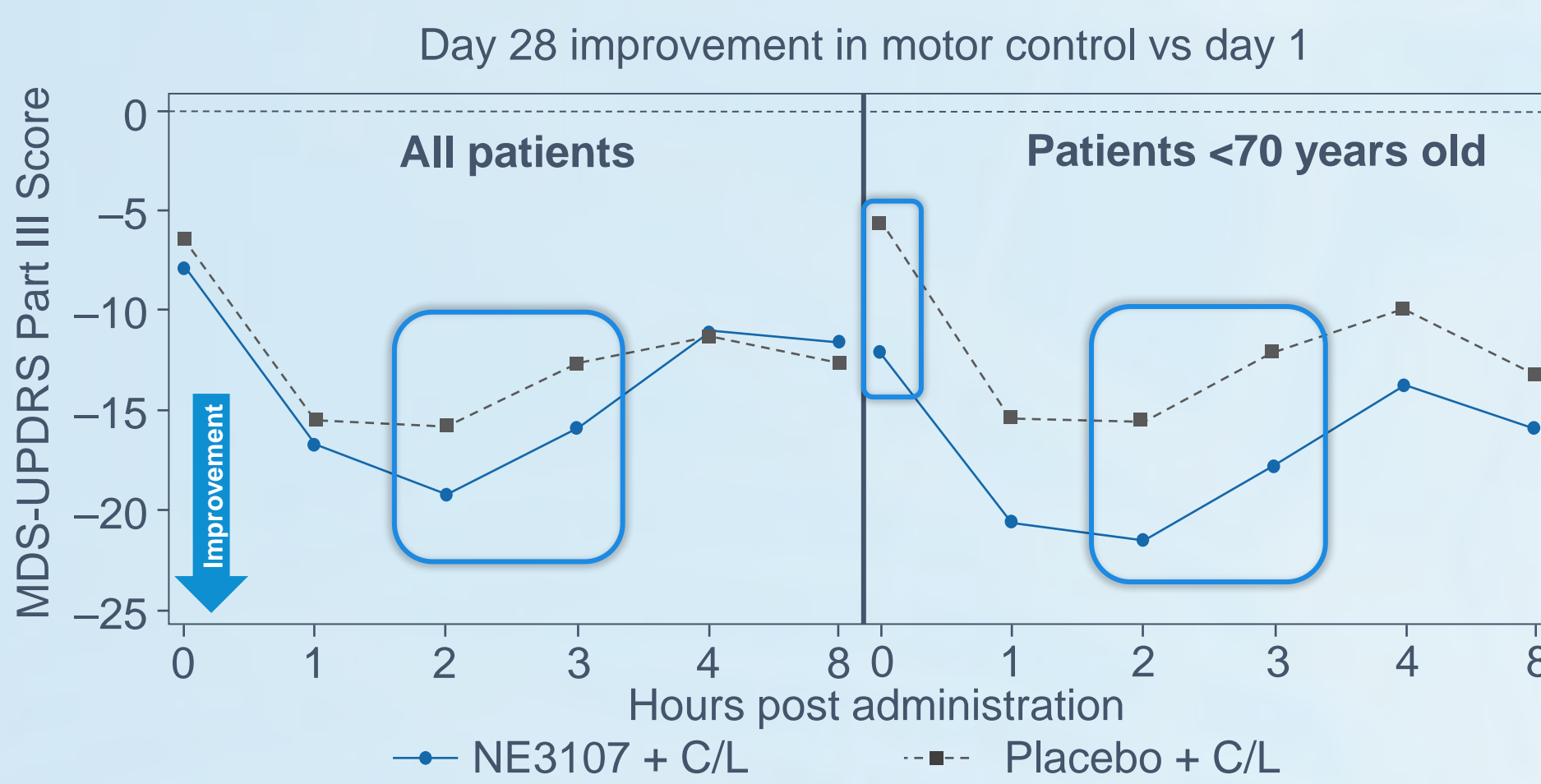
- Parkinson's disease (PD) is a chronic, progressive neurodegenerative disorder characterized by the loss of dopaminergic neurons in the substantia nigra of the brain, and patients can suffer from motor-related symptoms (such as tremors, bradykinesia, stiffness, and impaired balance) and non-motor symptoms (such as cognitive impairment and problems with mood, behavior, and sleep)<sup>1,2</sup>
- Levodopa, a dopamine precursor, can effectively improve motor function, but its prolonged use leads to levodopa-induced dyskinesia (LID) and diminished efficacy, leaving many patients unable to fully benefit in the longer term<sup>1-3</sup>
  - Levodopa lacks disease-modifying potential, and there is an urgent need for safe and effective therapies that can slow or prevent the progression of PD
- Chronic neuroinflammation, involving activated microglia and TNF- $\alpha$  release, and aberrant insulin signaling are thought to promote mitochondrial dysfunction, oxidative stress, and accumulation of  $\alpha$ -synuclein, some of the key factors driving PD pathogenesis and progression<sup>4-7</sup>
- NE3107 is an oral, blood-brain barrier-permeable molecule that binds the inflammatory mediator ERK, to inhibit TNF- $\alpha$  signaling and inflammatory activation of ERK and NF- $\kappa$ B, without disrupting homeostasis<sup>8</sup>
- NE3107 potentially downregulates microglia to decrease purine- and glutamate-stimulated inhibition of D2R in heterotrimeric complexes<sup>9</sup> (Figure 1)
- Based on preclinical studies in which NE3107 demonstrated anti-inflammatory, insulin-sensitizing, pro-motoric, and neuroprotective effects, NE3107 is currently being evaluated for its ability to slow the progression of inflammation-driven neurodegenerative disorders, including AD and PD<sup>2,8</sup>

Figure 1. NE3107's hypothesized action on activated microglia



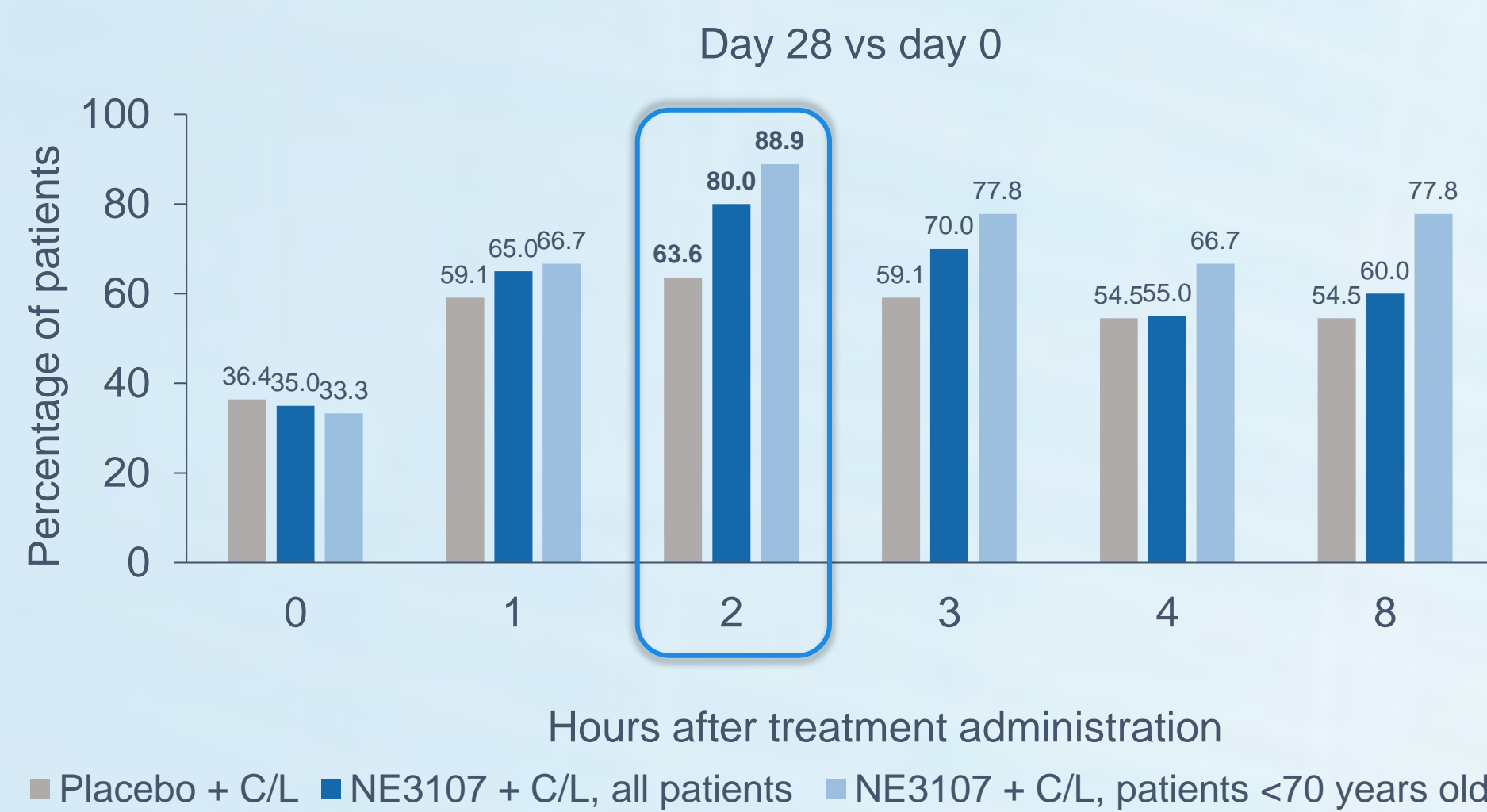
- Patients treated with NE3107 + C/L experienced greater improvements (3+ points) in their MDS-UPDRS Part III score than patients treated with placebo + C/L at the 2- and 3-hour marks (Figure 2)
  - Patients who received NE3107 + C/L had a lower Part III disease score at time 0 (before medication administration) compared to patients treated with placebo + C/L
- Patients <70 years old treated with NE3107 + C/L experienced improvements that were ~6 points better than those who received placebo + C/L (Figure 2)
  - NE3107-treated patients <70 years old had lower morning OFF state Part III scores prior to medication administration (t=0) compared to those treated with C/L alone
- 5 (26%) of the 19 patients treated with NE3107, compared to none of the 19 placebo-treated patients, who had a baseline of morning OFF experienced a morning ON state prior to receiving their morning medications on day 28
  - This difference was statistically significant ( $P=0.046$ )

Figure 2. Improvement in MDS-UPDRS Part III scores



- 80% of NE3107 + C/L-treated patients and 88.9% of NE3107 + C/L-treated patients <70 years of age demonstrated >30% improvement in their MDS-UPDRS Part III scores 2 hours post administration from baseline, compared to 63.6% of patients treated with placebo + C/L (Figure 3)

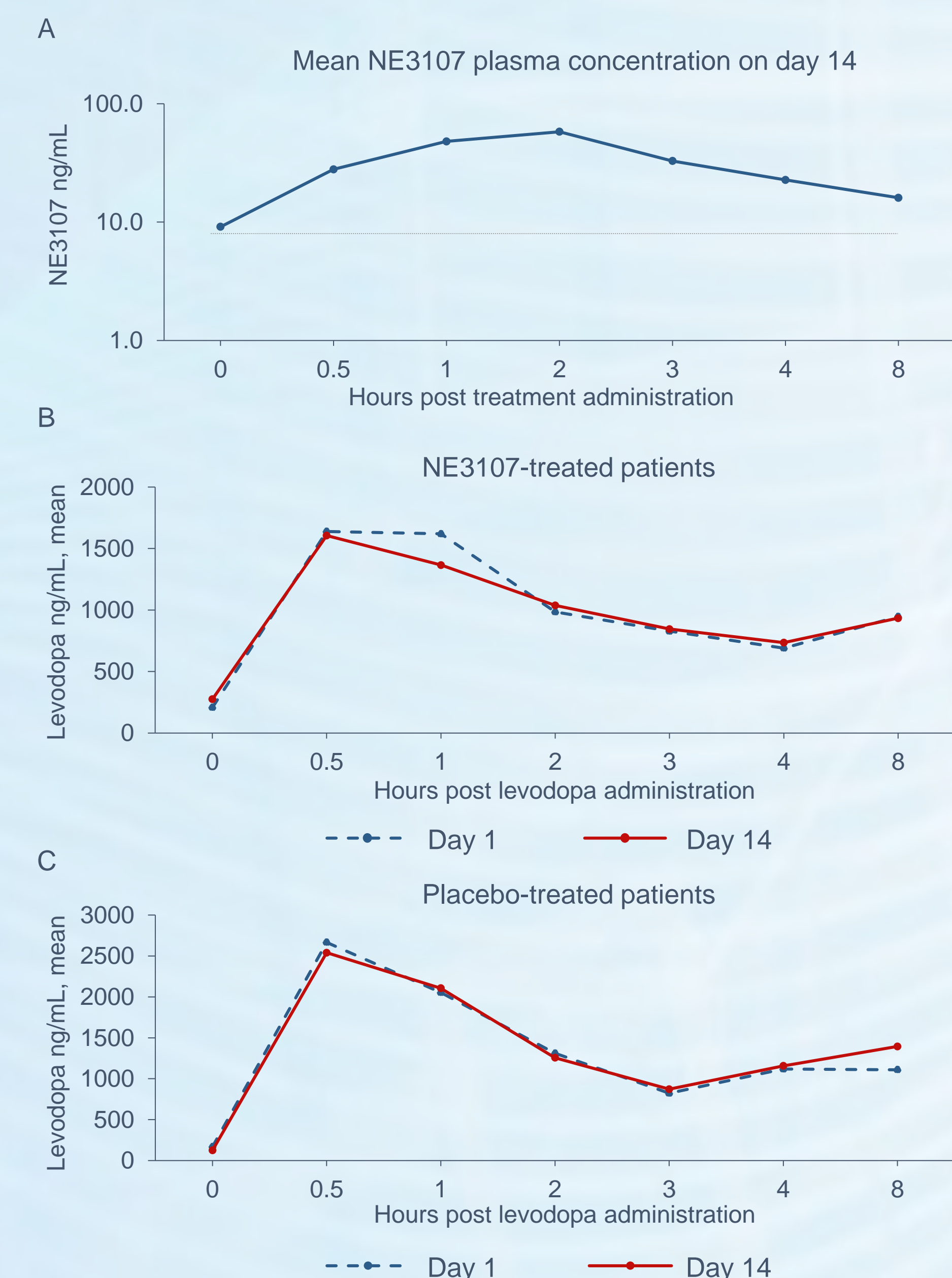
Figure 3. Percentage of patients experiencing >30% improvement in MDS-UPDRS Part III scores



## Safety and PK in NM201

- No drug-related adverse events were observed
- An analysis of NE3107 plasma concentration on day 14 revealed that a 20 mg twice daily regimen yielded a mean trough of ~10 ng/mL, significantly higher than the concentration required to saturate its molecular target (<1 ng/mL)<sup>10</sup> (Figure 4A)
- NE3107 did not affect the PK profile of levodopa (Figures 4B and 4C)

Figure 4. PK analysis



## OBJECTIVES

- To assess the safety, tolerability, and efficacy of oral NE3107 in a randomized, placebo-controlled, potentially pivotal study in patients with PD over a duration of approximately 40 weeks
- As a rationale for a potentially pivotal, confirmatory study, here we report the outcomes of a phase 2 study of NE3107 in carbidopa/levodopa-treated patients with PD (NM201) and select assessments from a phase 2 study of NE3107 in patients with dementia

## METHODS

- PD trial NM201 (NCT05083260)** was an exploratory, phase 2, double-blind, placebo-controlled study assessing the safety, tolerability, and efficacy of NE3107, as well as the effects of NE3107 on levodopa PK
  - Over 40 patients with PD were randomized 1:1 to receive either 20 mg oral NE3107 + IR C/L or placebo + IR C/L over 27 days
  - Safety and tolerability endpoints included suicidality (measured by C-SSRS) and the incidence TEAEs and SAEs
  - Efficacy endpoints evaluated changes in MDS-UPDRS Part III score from baseline (practically-defined OFF) to postdose timepoints each day, changes from baseline in MDS-UPDRS Part I and II scores, motor state OFF time during study visits, time to onset of ON time, and changes in non-motor symptoms (measured using NMSS)
- AD trial (NCT05227820)** was an exploratory, phase 2, open-label, single-arm study to assess the safety and efficacy of 20 mg oral NE3107 in 18 patients with MCI or mild dementia and 5 patients with moderate dementia over 3 months
  - Primary efficacy endpoints evaluated changes in functional connectivity, arterial perfusion, and glutathione levels using advanced MRI of the brain
  - Secondary efficacy endpoints assessed changes in cognitive, AD biomarkers, inflammatory biomarkers, depression severity, and dementia symptoms

## RESULTS

### NM201 Trial

- In the NM201 trial, the baseline characteristics for both treatment groups were well balanced, except that the NE3107 group had a lower total daily levodopa dose and a higher Part III score at baseline (Table 1)
  - ~50% of the total patient population was <70 years old

Table 1. Baseline Characteristics

Characteristic	NE3107 + IR C/L (n=22)	Placebo + IR C/L (n=23)
Age, mean, (y)	67.6	66
Gender, n (%)		
Female	9 (41)	8 (35)
Male	13 (59)	15 (65)
Weight, mean (kg)	80.1	80.8
BMI, mean	28.2	27.9
Time since diagnosis, mean (y)	7.6	7.3
Total daily levodopa, mean (mg)	548	691
MDS-UPDRS Scores, mean		
Part I	6.8	7.5
Part II	9.4	8.2
Part III	28.4	25.8
ON time without dyskinesia within 4 h, mean (h)	1.95	1.93
OFF time within 4 h, mean (h)	2.1	1.7

A2AR, adenosine receptor; AD, Alzheimer's disease; ADAS-Cog11, 11-subunit Cognitive Subscale of the Alzheimer's Disease Assessment Scale; ADCOMS, Alzheimer's Disease Composite Score; ATP, adenosine triphosphate; BMI, body mass index; C-SSRS, Columbia-Suicide Severity Rating Scale; D2R, dopamine receptor; ERK, extracellular signal-regulated kinases; GLU, glutamate; IL-1, interleukin-1; IR C/L, immediate release carbidopa/levodopa; MCI, mild cognitive impairment; MDS-UPDRS, Movement Disorder Society-Unified Parkinson's Disease Rating Scale; mGlu5R, metabotropic glutamate receptor subtype 5; MMSE, Mini-Mental State Examination; MRI, magnetic resonance imaging; NF- $\kappa$ B, nuclear factor kappa-light-chain-enhancer of activated B cells; NMSS, Non-Motor Symptom Assessment Scale for Parkinson's Disease; PHQ-9, 9-item submodule of the Patient Health Questionnaire; PK, pharmacokinetics; SAE, serious adverse event; TEAE, treatment-emergent adverse event; TNF- $\alpha$ , tumor necrosis factor alpha.

### AD Phase 2 Trial

- NE3107 was associated with improvements in neurophysiological, neuropsychological, and biomarker status in the AD phase 2 trial
  - Plasma TNF- $\alpha$  levels decreased from baseline in 61% (n=11) of all 18 patients analyzed and 64% (n=9) of 14 patients with MMSE  $\geq$ 20 (MCI or mild dementia), suggesting lower inflammation
  - Brain glutathione levels were increased from baseline in 59% (n=13) of all 22 patients analyzed and 67% (n=12) of 18 patients with MMSE  $\geq$ 20, indicating decreased oxidative stress<sup>11</sup>
  - Patients with MMSE  $\geq$ 20 had statistically significant improvements in their ADAS-Cog11 ( $P=0.0173$ ) and ADCOMS ( $P=0.0094$ ), suggesting improved cognitive functioning
  - Improvements from baseline in ADAS-Cog11 significantly correlated with changes in brain glutathione ( $r=-0.45$ ;  $P<0.05$ ) and TNF- $\alpha$  ( $r=0.59$ ;  $P<0.05$ ) levels in the total patient population and patients with MCI or mild dementia, respectively
  - Patients with depression at baseline (68%; 15/22) had a significantly decreased mean PHQ-9 (depression) score ( $P=0.0147$ ) after NE3107 treatment, including improvements in the sleep disturbance domain
  - NE3107 treatment was associated with several patient- and study partner-reported benefits, including improved mood and memory

## CONCLUSIONS

- The NM201 exploratory, phase 2, placebo-controlled, double-blind, randomized study assessed the safety, efficacy, and PK of NE3107 in combination with C/L in patients with PD, and met both of its objectives
  - NE3107 + C/L combination treatment was associated with clinically meaningful<sup>12</sup> and superior improvements (3+ points) on the motor examination part (Part III) of the MDS-UPDRS
  - Patients <70 years of age experienced greater motor control with NE3107, suggesting that younger patients, presumably with less PD progression, may benefit more from an anti-inflammatory, NE3107 intervention
  - At the end of the study, only patients who received NE3107 + C/L, and not placebo + C/L, were assessed as being in the morning ON state prior to receiving their morning medication, an improvement in motor function that is clinically meaningful for patients with PD
  - The observed pro-motoric effects of NE3107 were likely not the result of increased plasma levodopa concentrations
- Our findings demonstrate the potential intrinsic and levodopa-enhancing, pro-motoric activity of NE3107 that is consistent with data from animal models and support further clinical investigation of NE3107 in late-phase trials
- In our phase 2 study in patients with dementia, NE3107 treatment was associated with improved brain functional connectivity, cognition, mood, and sleep, as well as decreased inflammation, oxidative stress, and depression symptoms
- To date, no safety signal has been observed in any clinical study of NE3107
- Our data form the basis of a future, potentially pivotal confirmatory study to demonstrate the safety and efficacy of NE3107 in PD
  - Patients with a diagnosis of PD, history of motor fluctuations with significant morning bradykinesia, and a demonstrated response to levodopa may be eligible to participate
  - Patients will be randomized 1:1 to receive 20 mg oral NE3107 twice daily or placebo over approximately 40 weeks

## REFERENCES

- Parkinson's disease: challenges, progress, and promise. National Institute of Neurological Disorders and Stroke. Accessed May 1, 2023. <https://www.ninds.nih.gov/current-research/focus-disorders/focus-parkinsons-disease-research/parkinsons-disease-challenges-progress-and-promise>
- Nicoletti F, Philippens I, Fagone P, et al. 17 $\alpha$ -Ethinyl-androst-5-ene-3 $\beta$ ,7 $\beta$ ,17 $\beta$ -triol (HE3286) is neuroprotective and reduces motor impairment and neuroinflammation in a murine MPTP model of Parkinson's disease. *Parkinsons Dis.* 2012;2012:969418. doi:10.1155/2012/969418
- LeWitt PA, Chaudhuri KR. Unmet needs in Parkinson disease: motor and non-motor. *Parkinsonism Relat Disord.* 2020;80(suppl 1):S7-S12.
- Athauda D, Foltynic T. Insulin resistance and Parkinson's disease: a new target for disease modification? *Prog Neurobiol.* 2016;145-146:98-120.
- Troncoso-Escudero P, Parra A, Nassif M, Vidal RL. Outside in: unraveling the role of neuroinflammation in the progression of Parkinson's disease. *Front Neurol.* 2018;9:860. doi:10.3389/fneur.2018.00860
- Dias V, Junn E, Mouradian MM. The role of oxidative stress in Parkinson's disease. *J Parkinsons Dis.* 2013;3(4):461-491.
- Ishii Y, Partridge CA, Del Vecchio PJ, Malik AB. Tumor necrosis factor- $\alpha$ -mediated decrease in glutathione increases the sensitivity of pulmonary vascular endothelial cells to H<sub>2</sub>O<sub>2</sub>. *J Clin Invest.* 1992;89(3):794-802.
- Reading CL, Ahlem CN, Murphy MF. NM101 phase III study of NE3107 in Alzheimer's disease: rationale, design and therapeutic modulation of neuroinflammation and insulin resistance. *Neurodegener Dis Manag.* 2021;11(4):289-298.
- Beggiato S, Tomasini MC, Borelli AC, et al. Functional role of striatal A2A, D2, and mGlu5 receptor interactions in regulating striatopallidal GABA neuronal transmission. *J Neurochem.* 2016;138(2):254-264.
- Wang T, Villegas S, Huang Y, et al. Amelioration of glucose intolerance by the synthetic androstene HE3286: link to inflammatory pathways. *J Pharmacol Exp Ther.* 2010;333(1):70-80.
- Mandal PK, Saharan S, Tripathi M, Murari G. Brain glutathione levels--a novel biomarker for mild cognitive impairment and Alzheimer's disease. *Biol Psychiatry.* 2015;78(10):702-710.
- Horváth K, Aschermann Z, Ács P, et al. Minimal clinically important difference on the Motor Examination part of MDS-UPDRS. *Parkinsonism Relat Disord.* 2015;21(12):1421-1426.

## ACKNOWLEDGEMENTS

p-value communications provided editorial support.  
Funded by: BioVie Inc.

## DISCLOSURES

NO, CA, CR, JD, and JP are employees of BioVie Inc.